

WHITE-RODGERS DC PRODUCTS

Type 120

solenoid

FEATURES

- Water resistant
- Capable of handling low and high current requirements
- Versatile mounting and termination

ENGINEERING DATA

Contacts

- Pole form—SPNO
- Material—silver alloy or copper
- Termination— $\frac{5}{16}$ "-24 UNF-2A thread or $\frac{1}{4}$ "-20 UNC-2A thread

RATINGS				
Volts DC	Cont.	Inrush	Elec. Life	Contact Material
12 VDC	80A	400 A	10,000	Copper
12 VDC	100 A	400 A	50,000	Silver Alloy
36 VDC	100 A	400 A	25,000	Silver Alloy


Consult factory for additional ratings.

Coils

- Voltage—6 VDC through 48 VDC
- Termination—#8-32 UNC-2A, #10-32 UNF-2A thread or $\frac{1}{4}$ " quick-connect
- Power (approximate)
Continuous 8.1 watts
Intermittent 14.4 watts
- Connections
 1. Coil isolated (two terminals)
 2. One coil lead grounded to bracket (one terminal)
- Operate (77°F/25°C)
67% of nominal (Int.)
75% of nominal (Cont.)
110% max. safe of nominal coil voltage

COIL DATA		
Volts DC	Resistance in Ohms	
	Intermittent	Continuous
6	*	4.0
12	6.0	16.0
14	*	26.0
15	9.4	23.0
24	24.0	64.0
36	54.0	160.0
48	*	256.0

* SPECIAL COILS AVAILABLE UPON REQUEST



GENERAL DATA

Dielectric Strength

- 500 Volts

Temperature Range

- -20°F to 150°F (-28.9°C to 65.6°C) (Intermittent)
- -20°F to 120°F (-28.9°C to 48.9°C) (Continuous)

Mechanical Life (no load)

- 100,000 cycles

Mounting Position

- Recommended mounting is coil terminals up or horizontal

Weight (approximate)

- SPNO—6.0 oz.

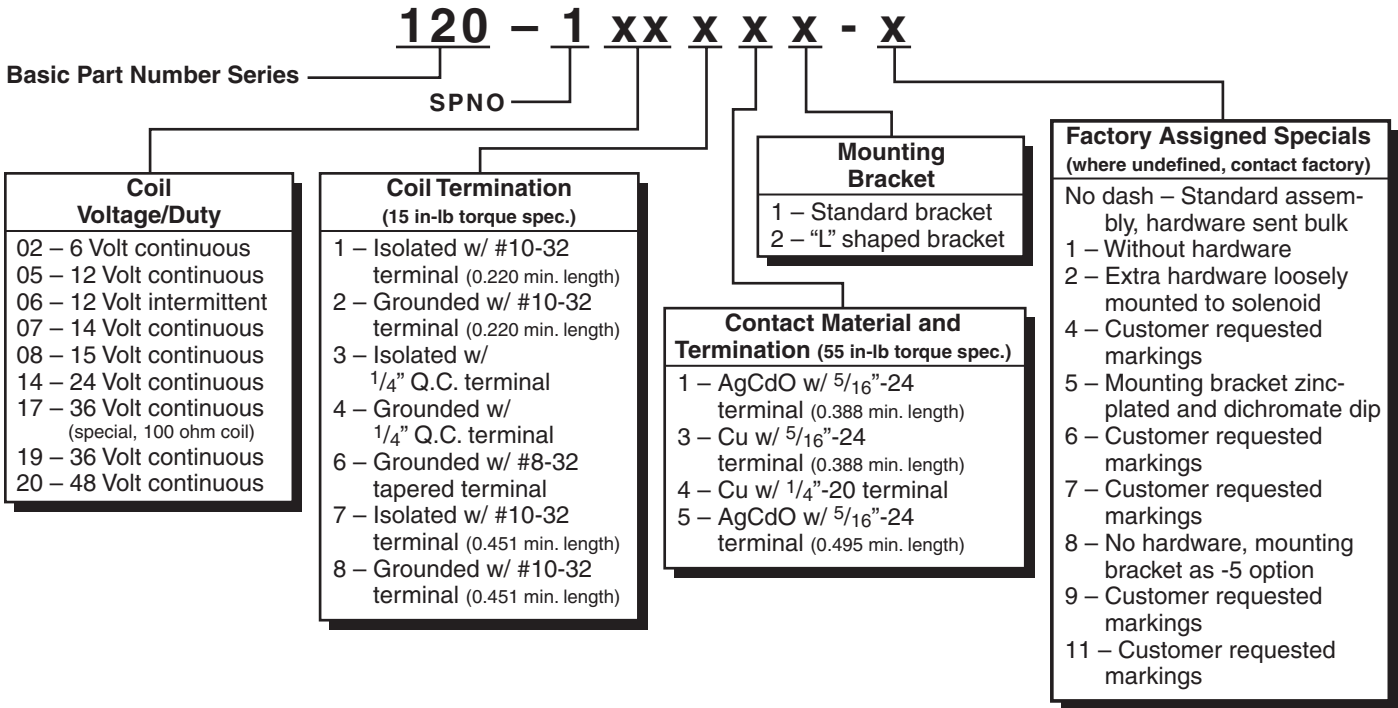
Duty Cycle

- Continuous
- Intermittent—30 seconds "on" maximum and minimum 6 minutes "off"

Hardware Torque Specification

- Contact Terminal: 45-55 inch-lbs.
- Coil Terminal: 12-18 inch-lbs.

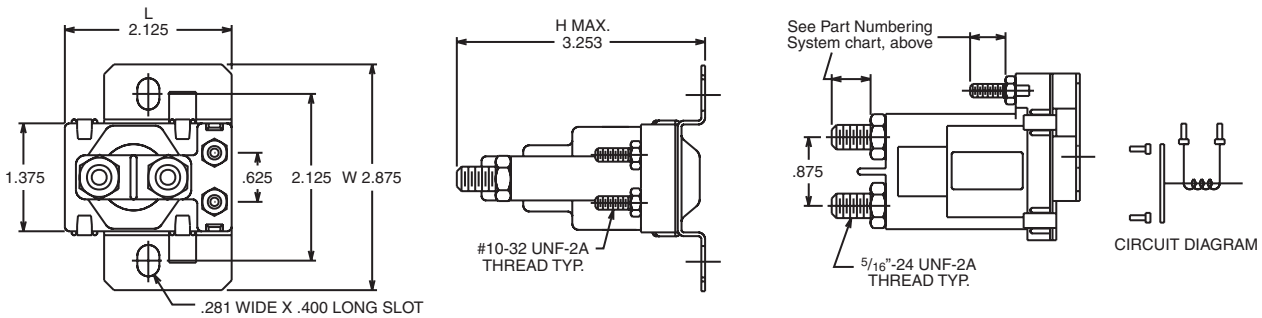
TYPE 120 PART NUMBERING SYSTEM



APPLICATION NOTES

- Not all part number combinations are available. Please contact your Sales Representative for available part numbers.
- Solenoids applied in battery charging circuits should be protected from higher than rated voltage during charging. The service life may be affected by this condition and the solenoid may or may not operate the circuit as intended.
- Circuits should be designed to provide safe operation should the solenoid fail in either the open or closed position.
- A back-up wrench must be used to hold the bottom nut stationary during installation.

Terminal Type 4 - Isolated Coil (STD Bracket)



Terminal Type 4 - Isolated Coil (L Bracket)

